


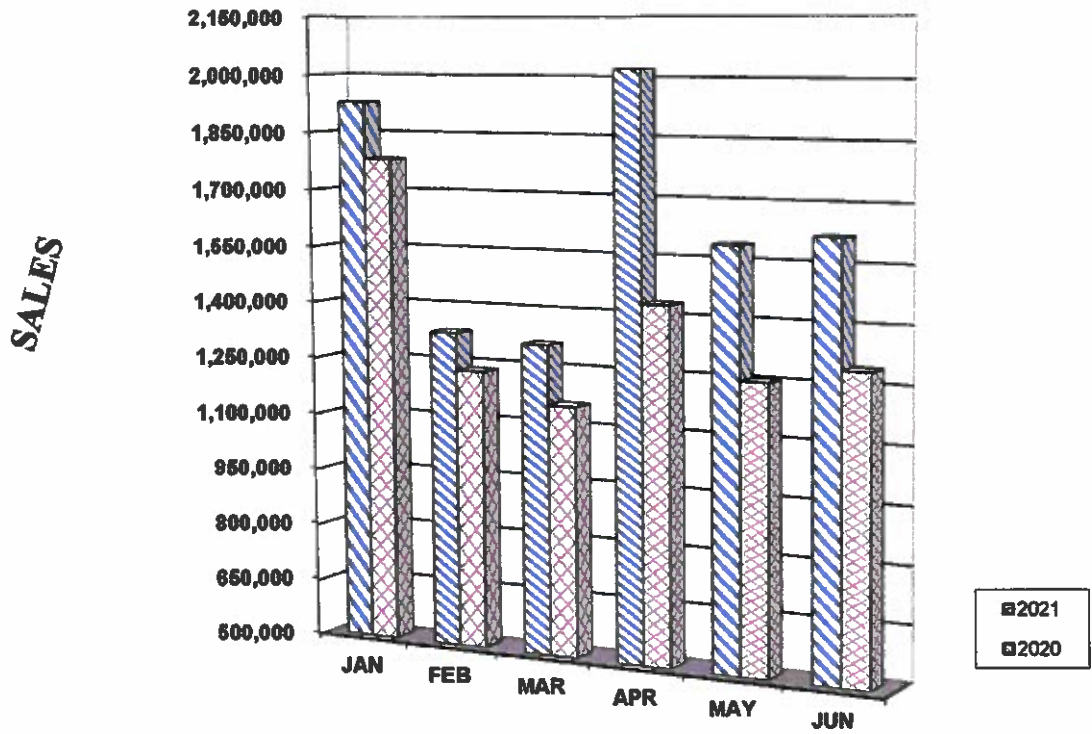
NATCHITOCHESES TAX COMMISSION



**TAX
REPORT
July 20, 2021**

NATCHITOCHE PARISH SCHOOL BOARD

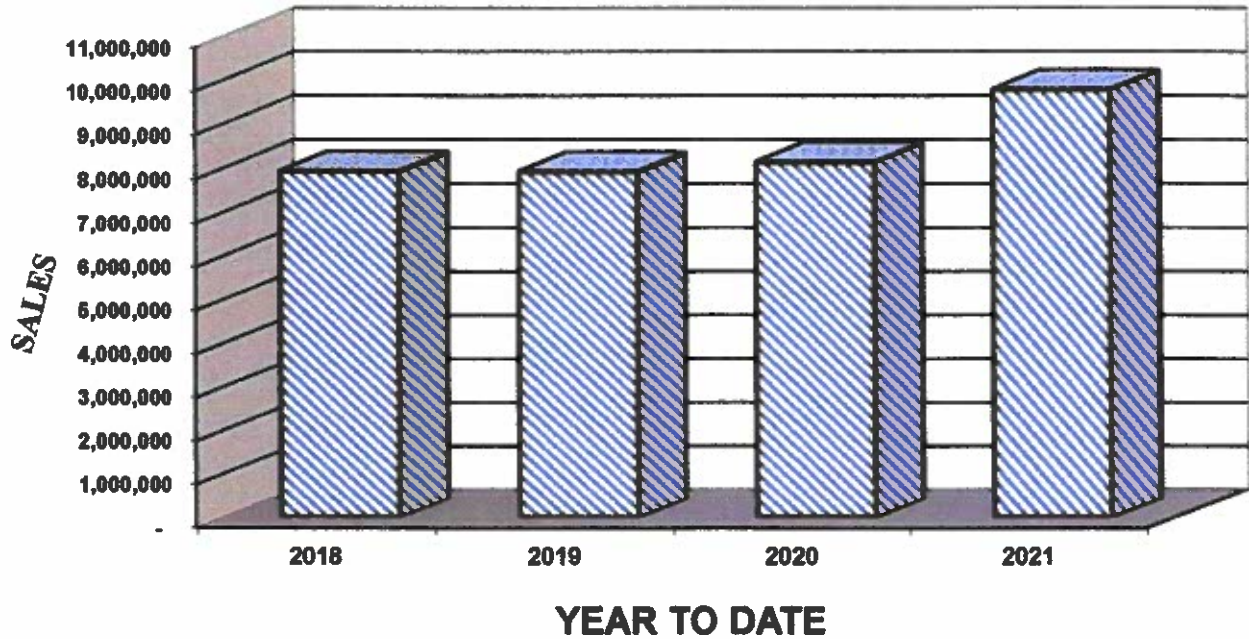
SALES TAX COLLECTIONS BY MONTHS



PERIOD	2018	2019	2020	2021	DIFF 20/21	DIFF %
JAN	1,511,517	1,559,307	1,782,874	1,928,614	145,740	7.56%
FEB	1,111,643	1,132,745	1,234,487	1,332,005	97,518	7.32%
MAR	1,116,192	1,179,082	1,158,386	1,313,204	154,818	11.79%
APR	1,510,656	1,467,571	1,433,862	2,019,871	586,210	29.02%
MAY	1,341,240	1,202,096	1,253,933	1,591,794	337,861	21.23%
JUN	1,361,761	1,402,002	1,295,949	1,620,018	324,069	20.00%

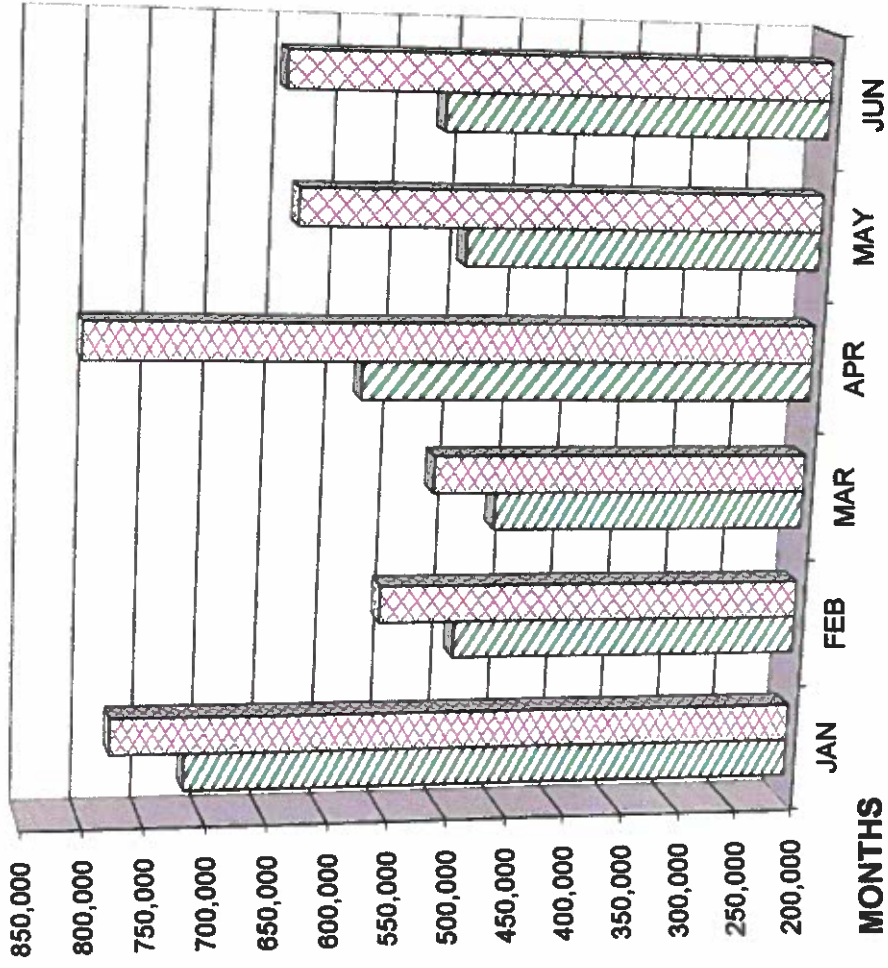
NATCHITOCHE PARISH SCHOOL BOARD

SALES TAX COLLECTIONS



PERIOD	2018	2019	2020	2021	DIFF 20/21	DIFF %
JAN	1,511,517	1,559,307	1,782,874	1,928,614	145,740	7.56%
FEB	2,623,160	2,692,052	3,017,361	3,260,619	243,258	7.46%
MAR	3,739,352	3,871,134	4,175,748	4,573,823	398,075	8.70%
APR	5,250,008	5,338,705	5,609,409	6,593,694	984,285	14.93%
MAY	6,591,248	6,540,801	6,863,343	8,185,489	1,322,146	16.15%
JUN	7,953,009	7,942,803	8,159,292	9,805,506	1,646,214	16.79%

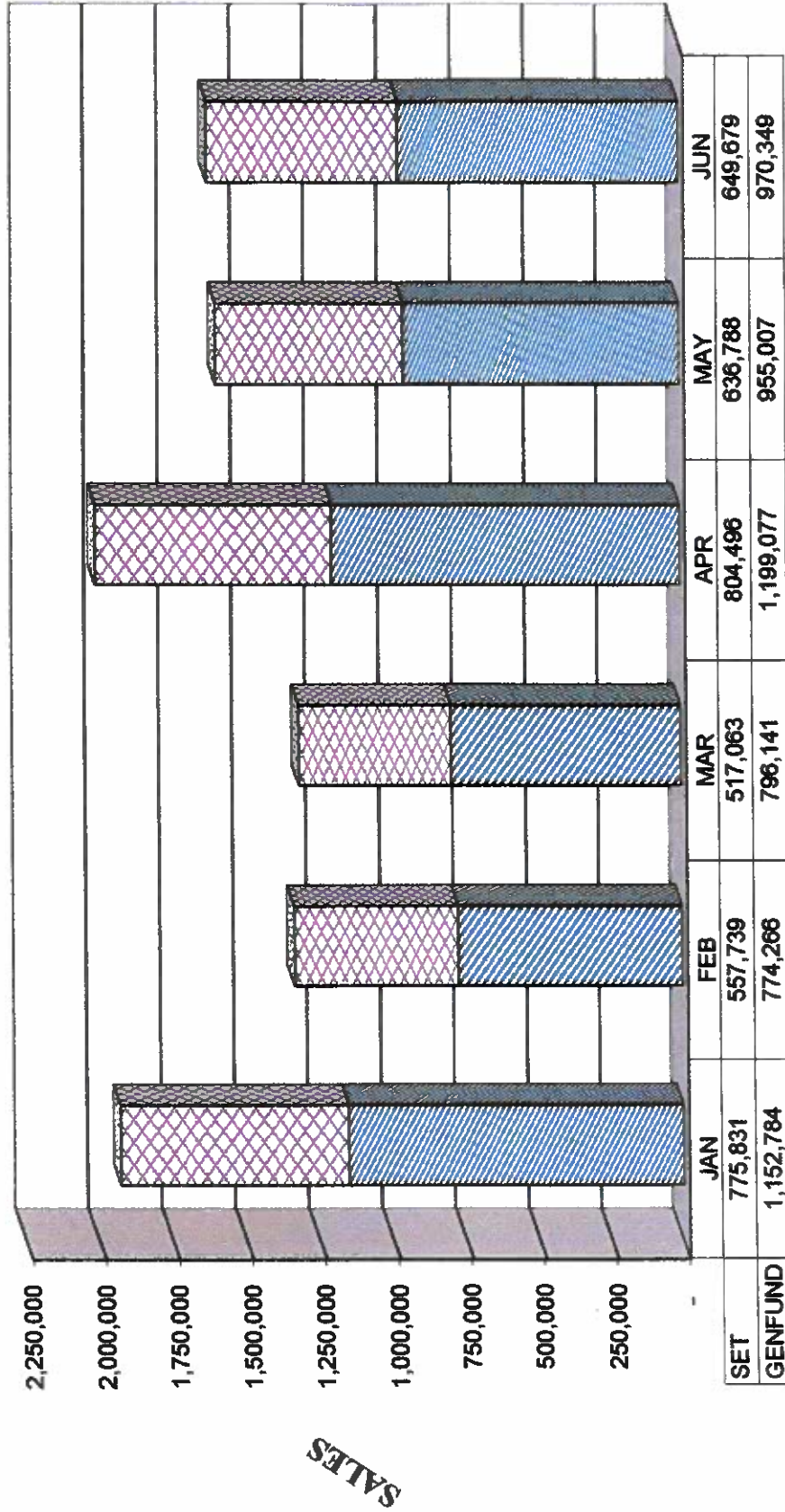
SALARY ENHANCEMENT TAX



TAX

	JAN	FEB	MAR	APR	MAY	JUN
2020	714,825	495,108	465,538	580,490	499,726	521,069
2021	775,831	557,739	517,063	804,496	636,788	649,679

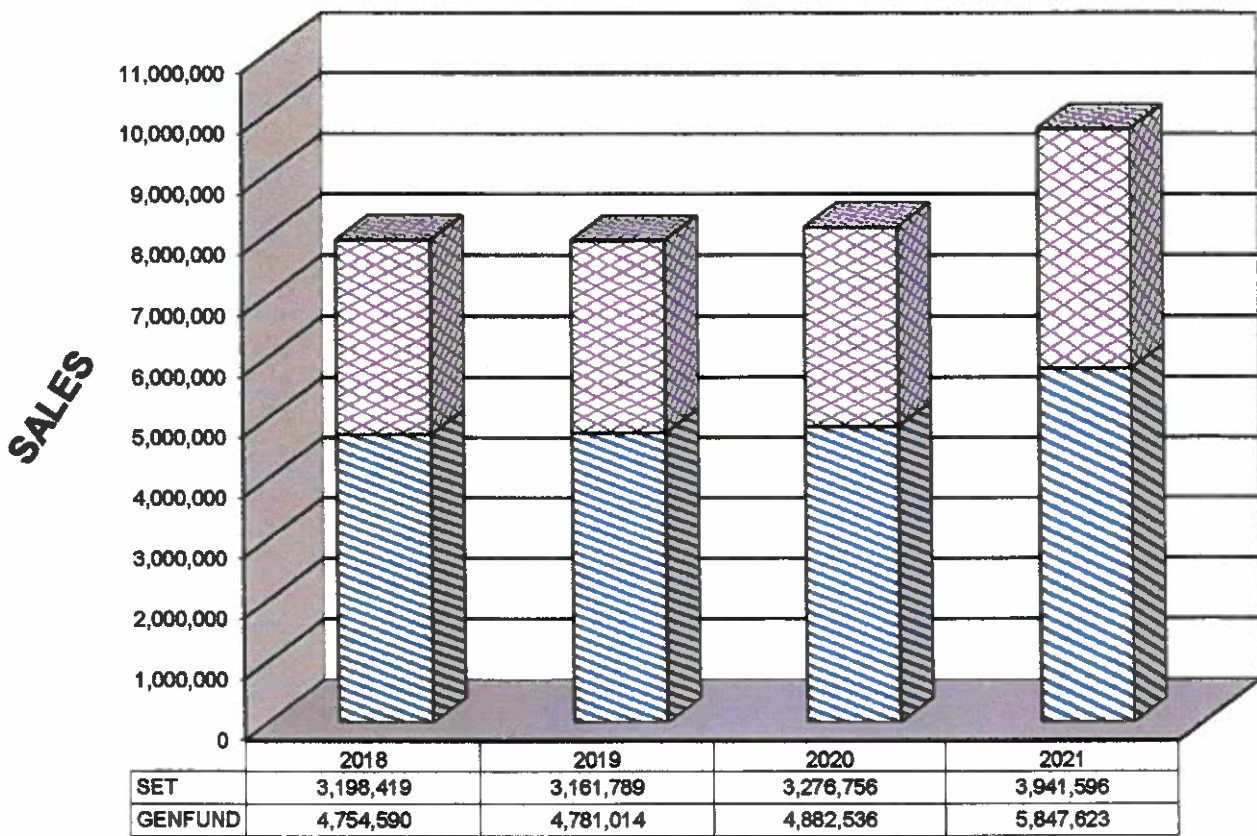
SALARY ENHANCEMENT TAX



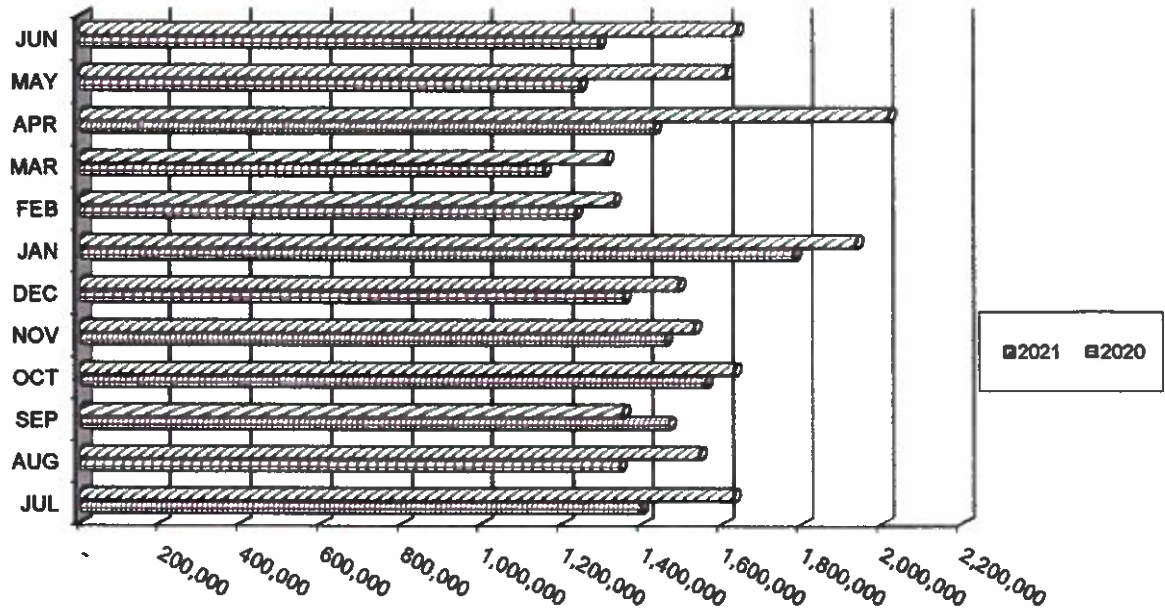
NATCHTIOCHES PARISH SCHOOL BOARD

SALES TAX COLLECTIONS

YEAR TO DATE



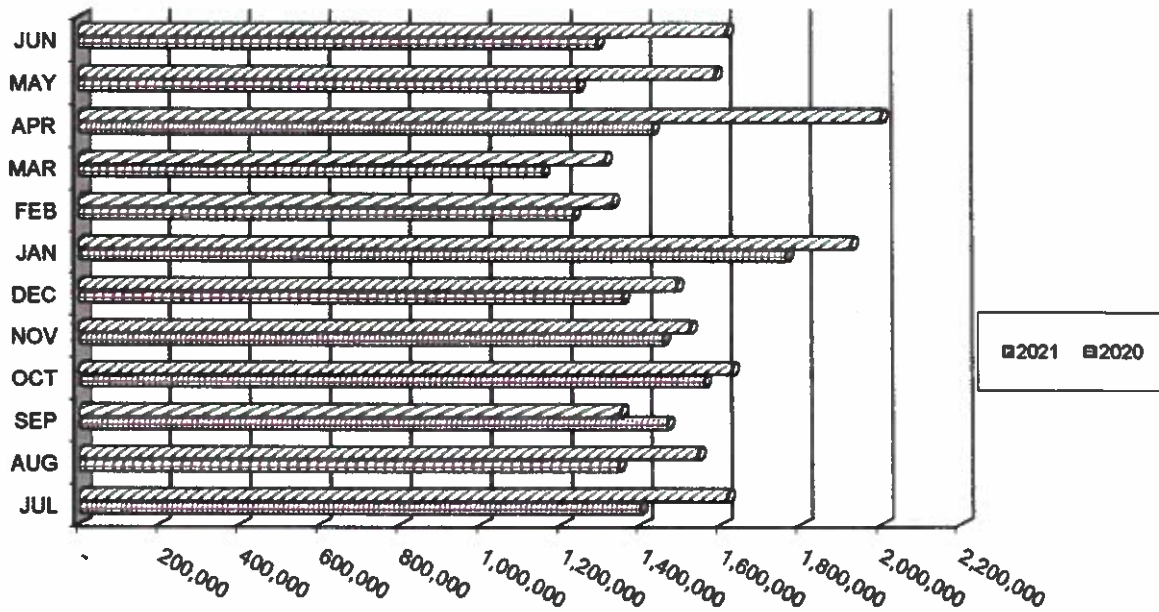
NATCHITOCHEES PARISH SCHOOL BOARD FISCAL YEAR SALES TAX COLLECTIONS



REVENUE BY MONTHS

PERIOD	2017	2018	2019	2020	2021	DIFF 20/21	DIFF %
JUL	1,099,502	1,151,817	1,432,164	1,400,267	1,629,164	228,898	14.05%
AUG	966,733	1,071,629	1,236,350	1,345,982	1,545,806	199,825	12.93%
SEP	1,016,732	1,389,384	1,354,173	1,468,774	1,355,014	(113,759)	-8.40%
OCT	1,089,053	1,397,794	1,317,012	1,561,250	1,631,828	70,578	4.33%
NOV	1,001,118	1,305,677	1,293,198	1,460,337	1,533,256	72,919	4.76%
DEC	992,872	1,268,607	1,198,091	1,356,383	1,493,102	136,719	9.16%
JAN	1,220,645	1,511,517	1,559,307	1,782,874	1,938,960	156,086	8.05%
FEB	891,873	1,111,643	1,132,745	1,234,487	1,332,005	97,518	7.32%
MAR	934,353	1,116,192	1,179,082	1,158,386	1,313,204	154,818	11.79%
APR	1,291,108	1,510,656	1,467,571	1,433,662	2,019,871	586,210	29.02%
MAY	976,778	1,341,240	1,202,096	1,246,324	1,612,514	366,190	22.71%
JUN	1,094,228	1,361,761	1,402,002	1,293,323	1,639,960	346,636	21.14%

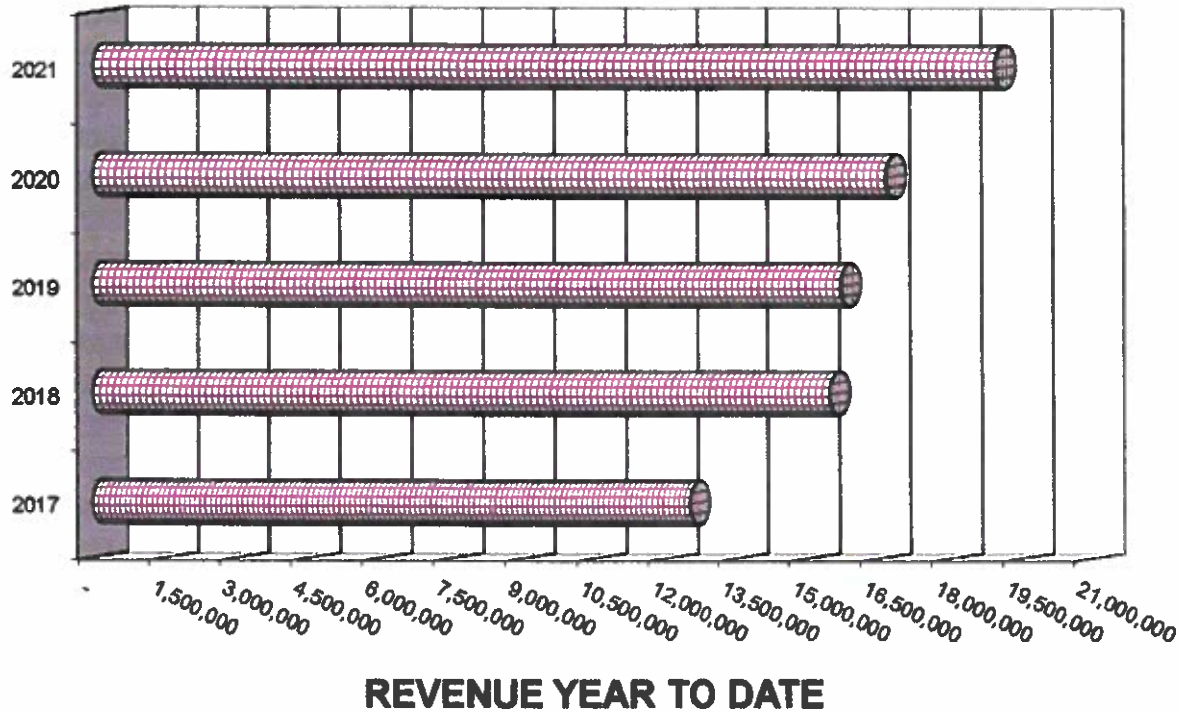
NATCHITOCHEES PARISH SCHOOL BOARD FISCAL YEAR SALES TAX DISTRIBUTION



REVENUE BY MONTHS

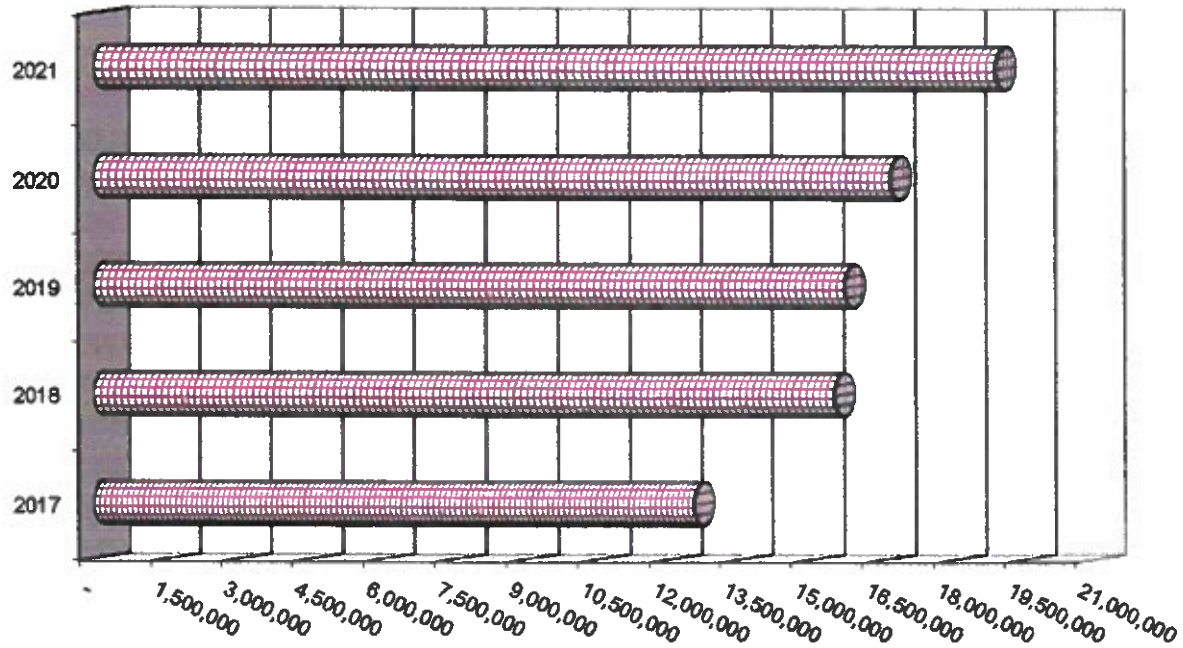
PERIOD	2017	2018	2019	2020	2021	DIFF 20/21	DIFF %
JUL	1,099,502	1,151,817	1,430,459	1,400,233	1,618,697	218,464	13.50%
AUG	966,733	1,071,629	1,238,708	1,345,237	1,545,806	200,570	12.98%
SEP	1,016,732	1,389,384	1,353,868	1,468,284	1,352,322	(115,962)	-8.58%
OCT	1,089,053	1,397,794	1,317,012	1,561,410	1,630,824	69,414	4.26%
NOV	1,001,118	1,305,677	1,290,518	1,458,690	1,527,358	68,668	4.50%
DEC	992,872	1,268,607	1,194,559	1,356,383	1,493,102	136,719	9.16%
JAN	1,220,645	1,511,517	1,553,804	1,768,196	1,928,615	160,419	8.32%
FEB	891,873	1,111,643	1,132,745	1,234,487	1,332,005	97,518	7.32%
MAR	934,353	1,116,192	1,179,082	1,158,386	1,313,204	154,818	11.79%
APR	1,291,108	1,510,656	1,463,462	1,433,662	2,003,573	569,911	28.44%
MAY	976,778	1,341,240	1,202,096	1,246,324	1,591,794	345,470	21.70%
JUN	1,094,228	1,361,761	1,401,807	1,293,323	1,620,018	326,694	20.17%

NATCHITOCHEES PARISH SCHOOL BOARD FISCAL YEAR SALES TAX COLLECTIONS



PERIOD	2017	2018	2019	2020	2021	DIFF 20/21	DIFF %
JUL	1,099,502	1,151,817	1,432,164	1,400,267	1,629,164	228,898	14.05%
AUG	2,066,235	2,223,446	2,668,514	2,746,249	3,174,971	428,722	13.50%
SEP	3,082,967	3,612,830	4,022,687	4,215,023	4,529,985	314,963	6.95%
OCT	4,172,020	5,010,624	5,339,698	5,776,272	6,161,813	385,541	6.26%
NOV	5,173,138	6,316,301	6,632,896	7,236,610	7,695,069	458,459	5.96%
DEC	6,166,010	7,584,908	7,830,987	8,592,993	9,188,171	595,178	6.48%
JAN	7,386,655	9,096,425	9,390,294	10,375,867	11,127,131	751,264	6.75%
FEB	8,278,528	10,208,068	10,523,039	11,610,354	12,459,136	848,782	6.81%
MAR	9,212,882	11,324,260	11,702,121	12,768,740	13,772,340	1,003,600	7.29%
APR	10,503,989	12,834,916	13,169,692	14,202,402	15,792,211	1,589,809	10.07%
MAY	11,480,767	14,176,156	14,371,788	15,448,726	17,404,725	1,955,999	11.24%
JUN	12,574,995	15,537,917	15,773,790	16,742,049	19,044,685	2,302,636	12.09%

NATCHITOCHEES PARISH SCHOOL BOARD FISCAL YEAR SALES TAX DISTRIBUTIONS



REVENUE YEAR TO DATE

PERIOD	2017	2018	2019	2020	2021	DIFF 20/21	DIFF %
JUL	1,099,502	1,151,817	1,430,459	1,400,233	1,618,697	218,464	13.50%
AUG	2,066,235	2,223,446	2,669,167	2,745,470	3,164,504	419,034	15.26%
SEP	3,082,967	3,612,830	4,023,036	4,213,754	4,516,825	303,072	7.19%
OCT	4,172,020	5,010,624	5,340,047	5,775,164	6,147,649	372,485	6.45%
NOV	5,173,138	6,316,301	6,630,565	7,233,854	7,675,007	441,153	6.10%
DEC	6,166,010	7,584,908	7,825,124	8,590,237	9,168,109	577,872	6.73%
JAN	7,386,655	9,096,425	9,378,928	10,358,434	11,096,724	738,290	7.13%
FEB	8,278,528	10,208,068	10,511,673	11,592,921	12,428,729	835,808	7.21%
MAR	9,212,882	11,324,260	11,690,755	12,751,307	13,741,933	990,626	7.77%
APR	10,503,989	12,834,916	13,154,217	14,184,969	15,745,505	1,560,537	11.00%
MAY	11,480,767	14,176,156	14,356,313	15,431,293	17,337,300	1,906,007	12.35%
JUN	12,574,995	15,537,917	15,758,120	16,724,616	18,957,318	2,232,702	13.35%

NATCHITOCHEES TAX COMMISSION

2020	ART	Direct MKTS
January	212.76	
March	206.96	68,292.63
June	18.33	73,141.01
September	116.91	61,370.00
December		33,916.84
Total Revenue	554.96	236,720.48

REMOTE SELLERS		Fee	ACH Deposit
2020	Collections	1%	
August	67,339.29	673.39	66,665.90
September	69,070.61	690.71	68,379.90
October	79,304.07	793.04	78,511.03
November	84,315.81	843.16	83,472.65
December	94,463.80	944.64	93,519.16
Total Revenue	394,493.58	3,944.94	390,548.64

TOTAL 2020 REVENUE DM&RS 627,269.12

2021	ART	Direct MKTS
January	132.17	
March	180.21	36,147.47
June	448.41	
September		
December		
Total Revenue	760.79	36,147.47

2021	Collections	Fee 1%	ACH Deposit
January	118,614.28	1,186.17	117,428.11
February	91,854.28	918.54	90,935.74
March	79,514.84	795.13	78,719.71
April	115,864.51	1,158.69	114,705.82
May	89,335.59	893.31	88,442.28
June	105,424.68	1,054.32	104,370.36
July			
August			
September			
October			
November			
December			
Total Revenue	600,608.18	6,006.16	594,602.02

TOTAL 2021 REVENUE 631,510.28

NATCHITOCHEs TAX COMMISSION

REQUEST FOR REIMBURSEMENT OF EXPENDITURES

EXPENDITURES FOR THE MONTH OF JUNE 2021	50,546.57
LESS JURISDICTION OVER CHARGE	-
ADD JURISDICTION UNDER CHARGE	-
ADJUSTED REIMBURSEMENT	50,546.57

	Expenditure Re-imbusement	
CITY OF NATCHITOCHEs	41.66%	21,059.60
NATCHITOCHEs PARISH POLICE JURY	8.66%	-
NATCHITOCHEs PARISH SCHOOL BOARD	49.68%	25,112.04

	Sales Tax	Expenditure Allocated Percentage	Amount	
GENERAL FUND	1%	24.8405%	12,556.02	
2015 RAISE FUND 96	0.50%	12.4202%	6,278.01	
RAISE FUND 04	<u>0.50%</u>	<u>12.4202%</u>	<u>6,278.01</u>	
	2.00%	49.6810%		
			25,112.04	
				46,171.63 SUBTOTAL
				<u>4,375.03</u>
				50,546.66 TOTAL
				REIMBUR:

<u>PON LIABILITY:</u>		
1/21 Expenses:	4,950.91	Partial
2/21 Expenses:	3,821.21	
3/21 Expenses:	1,306.23	
7/21 Expenses:	<u>6,053.68</u>	
Balance Due:	<u>14,825.80</u>	